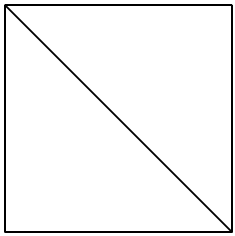


FICHE 3 : FRACTION ET PARTAGE (2)

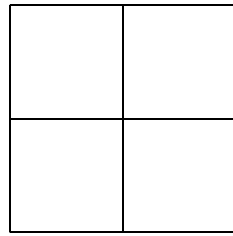
1 Colorie la fraction du carré qui est indiquée.



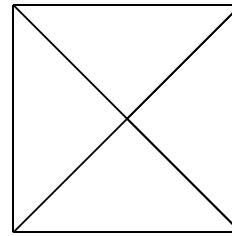
a. $\frac{2}{2}$




b. $\frac{1}{3}$



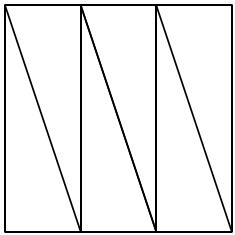
c. $\frac{3}{4}$



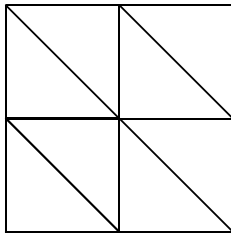
d. $\frac{4}{4}$



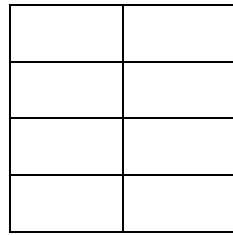
e. $\frac{2}{6}$



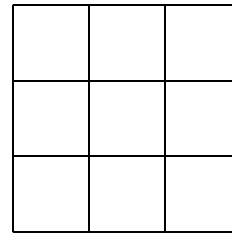
f. $\frac{5}{6}$



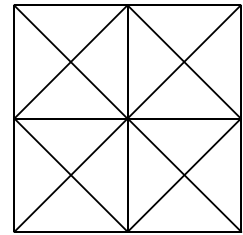
g. $\frac{3}{8}$



h. $\frac{1}{8}$

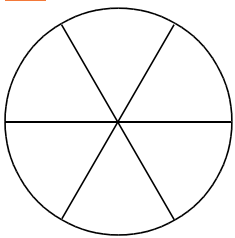


i. $\frac{4}{9}$

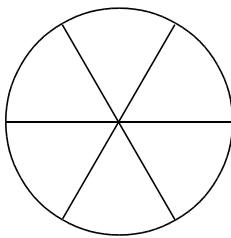


j. $\frac{11}{16}$

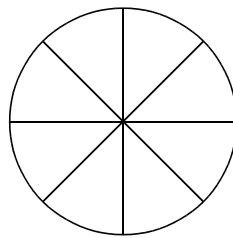
2 Colorie la fraction du disque qui est indiquée.



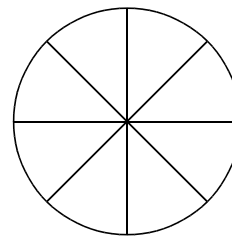
a. $\frac{2}{6}$



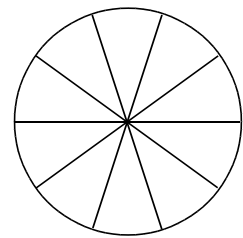
b. $\frac{4}{6}$



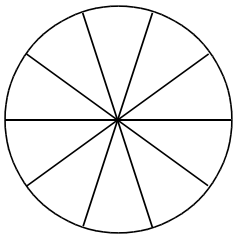
c. $\frac{2}{8}$



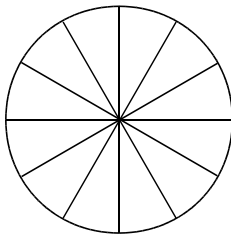
d. $\frac{7}{8}$



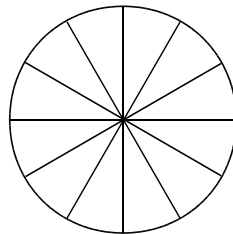
e. $\frac{4}{10}$



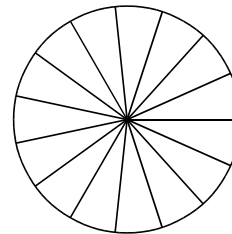
f. $\frac{10}{10}$



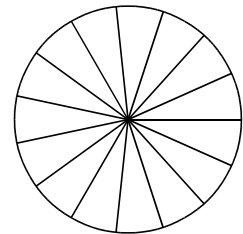
g. $\frac{8}{12}$



h. $\frac{3}{12}$

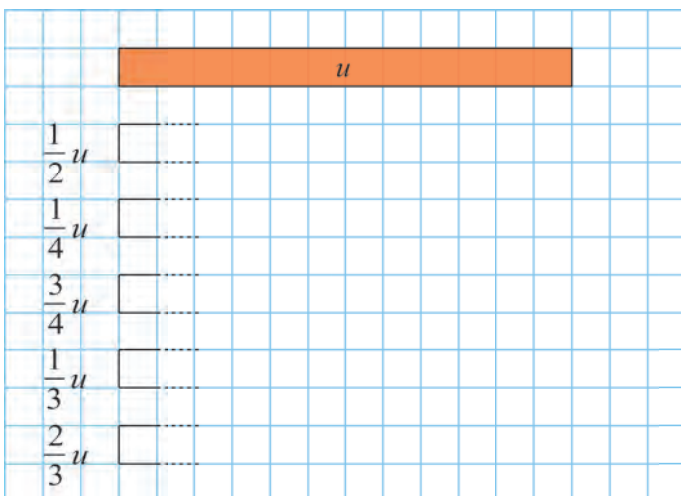


i. $\frac{1}{15}$



j. $\frac{9}{15}$

3 Trace une bande de longueur indiquée.



4 Chaque bande représente une unité u . Colorie...

