


FICHE 3 : FRACTION ET PARTAGE (2)


1 Colorie la fraction du carré qui est indiquée.




a.  $\frac{2}{2}$




b.  $\frac{1}{3}$




c.  $\frac{3}{4}$



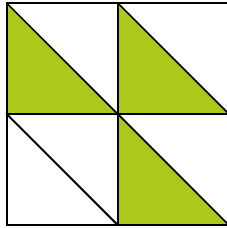
d.  $\frac{4}{4}$



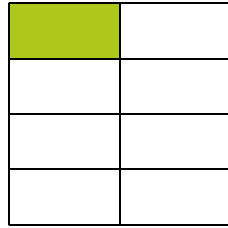
e.  $\frac{2}{6}$




f.  $\frac{5}{6}$




g.  $\frac{3}{8}$



h.  $\frac{1}{8}$

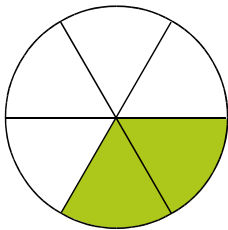


i.  $\frac{4}{9}$

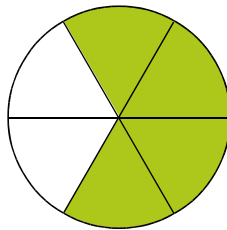


j.  $\frac{11}{16}$

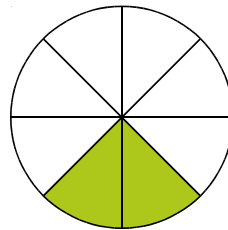
2 Colorie la fraction du disque qui est indiquée.



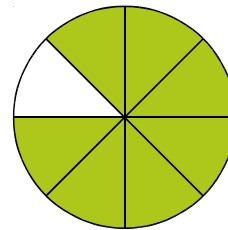
a.  $\frac{2}{6}$



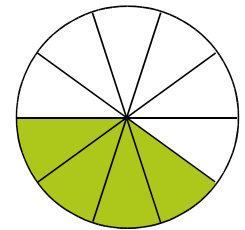
b.  $\frac{4}{6}$



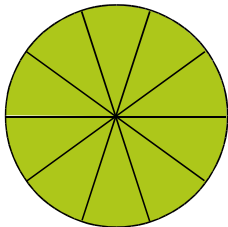
c.  $\frac{2}{8}$



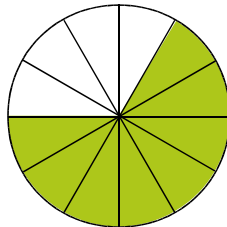
d.  $\frac{7}{8}$



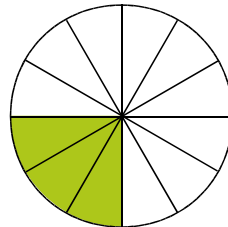
e.  $\frac{4}{10}$



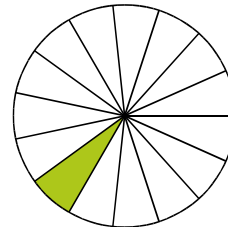
f.  $\frac{10}{10}$



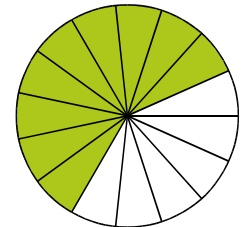
g.  $\frac{8}{12}$



h.  $\frac{3}{12}$

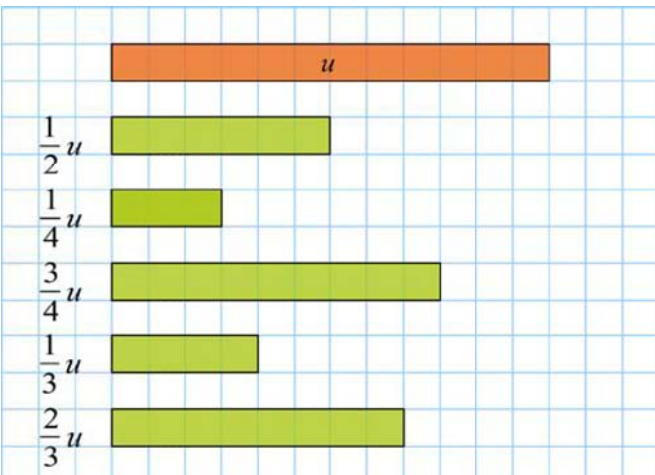


i.  $\frac{1}{15}$



j.  $\frac{9}{15}$

3 Trace une bande de longueur indiquée.



4 Chaque bande représente une unité  $u$ . Colorie...

